Great care has gone into the manufacture of this product and it should therefore provide you with years of good service when used properly. In the event of product failure within its intended use over the course of the first 3 years after date of purchase, we will remedy the problem as quickly as possible once it has been brought to our attention. In the unlikely event of such an occurrence, or if you require any information about the product, please contact us via our helpline support services, details of which are to be found both in this manual and on the product itself.

GB IE

PRODUCED IN CHINA FOR:

ALDI STORES LTD, PO BOX 26, ATHERSTONE
WARWICKSHIRE, CV9 2SH.

ALDI STORES (IRELAND) LTD.
PO BOX 726, NAAS, CO. KILDARE.
Visit us at www.aldi,com

AFTER SALES SUPPORT 804613
GB 0345 693 9277 IE 1890 8823 74
www.b-gr8.co.uk
Model:
FS-GBS 2 05/2021

3 YEAR WARRANTY

User Manual

FERREX®

CORDLESS GRASS- AND HEDGE SHEAR

FS-GBS 2

Please also follow the instructions and safety instructions for battery and charger (not included).

Original Operating Instructions

Table of contents

Images
General **7**
Signs and symbols **7**
Specified Conditions of Use 8
General safety instructions 9
Safety instructions for hedge shear **12**
Safety instructions for grass shear **13**
Additional Safety instructions **15**
Starting up the device **16**
Inserting/removing the battery 17
Operation **17**
Switching on/off 17
Refitting the tool/Changing the shear systems 17
Use and assembly of the push handle 18
Hints for your work with the tool 18
Spare parts 18
Technical Data **19**
Maintenance **20**
Storage **20**
Disposal **21**
EC Declarati on Of Conformity **22**

Images

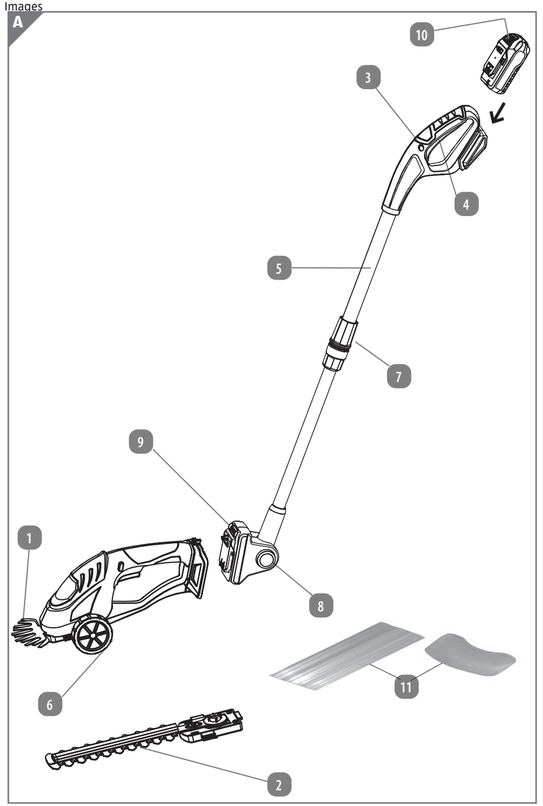

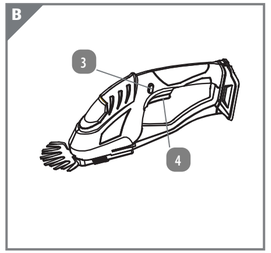

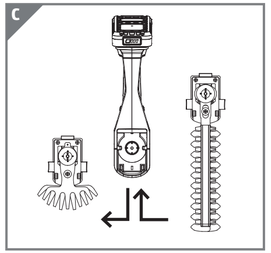

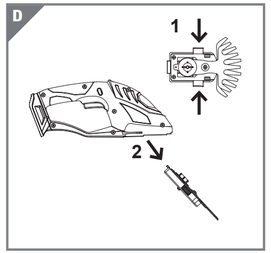

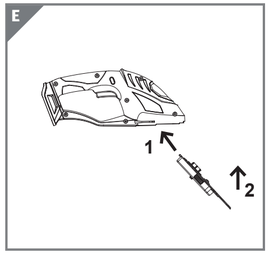

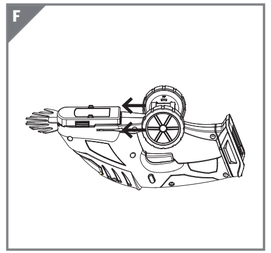

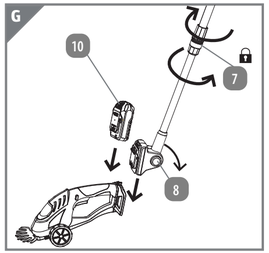

Included in delivery / Device parts

1. Grass cutting blade
2. Hedge cutting blade
3. Switch-on lock
4. Switch
5. Telescopic push handle
6. Wheels
7. Height adjustment
8. Angle adjustment
9. Swivel joint on the moving stick
10. Battery unlocking device (Battery not included)
11. Blade guard

The grass and hedge shear are supplied without batteries or a charger, which must be purchased separately:

The grass and hedge shear can be operated with the Activ Energy 20 V battery pack or with the Activ Energy 20/40V battery pack.

Only use the battery specified in the “Technical data” chapter for the grass and hedge shear, do not operate the grass and hedge shear with batteries from other manufacturers.

Safety instructions for chargers

See charger instructions

Safety instructions for batteries

See the instructions for the battery